

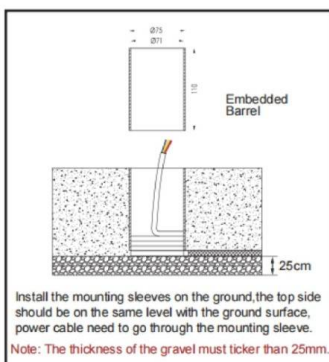


### Safety tips before installation

- \*Please ask an expert/authorized technician to do the installation.
- \*Please cut off the power before installing to prevent electric shock.
- \*Please always try to leave some space for the heat sink of the LED light. The light needs to be cooled after use.
- \*Do not connect any LED lights without recommended drivers.
- \*Your individual product may vary from the design shown below
- \*Do not disassemble your product.
- \*Any damage caused by any modification or incorrect installation will void the warranty.



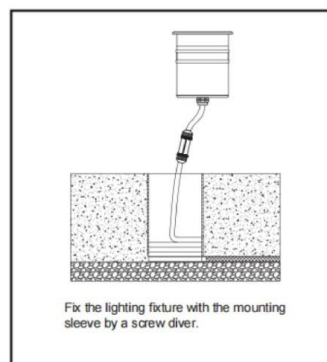
#### STEP 1



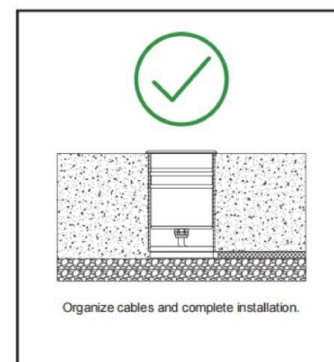
#### STEP 2



#### STEP 3



#### STEP 4



### CONNECTION DIAGRAM

